



# INSTALLATION GUIDE

2021+ BMW G80 M3/M4 SKID PLATE

SKU: MMSD-G80-21

## TABLE OF CONTENTS

- Pg 1** RESOURCES AND CONTACT INFORMATION
- Pg 2** IMPORTANT SAFETY INFORMATION
  - SUPPLIED PARTS
  - REQUIRED TOOLS
  - INSTALLATION INSTRUCTIONS
- Pg 4** DISPOSAL INSTRUCTIONS
- WARRANTY INFORMATION

## RESOURCES & CONTACT

-  **CALL 1-877-GOMISHI**  
CUSTOMER SERVICE HOURS: MON-FRI 8:30AM-5:00PM EST
-  **MISHIMOTO**
-  **GOMISHIMOTO**
-  **MISHIMOTO**
-  **WEBSITE**  
[WWW.MISHIMOTO.COM](http://WWW.MISHIMOTO.COM)
-  **ENGINEERING BLOG**  
[WWW.MISHIMOTO.COM/ENGINEERING](http://WWW.MISHIMOTO.COM/ENGINEERING)

## IMPORTANT SAFETY INFORMATION

- › Mishimoto recommends you use safety glasses and protective gloves during the installation of our products
- › Raise vehicle only on jack stands or on a vehicle lift
- › Allow vehicle to cool completely prior to attempting installation
- › Do not run the engine or drive the vehicle while overheating; serious damage can occur
- › Please dispose of any liquids properly
- › Mishimoto is not responsible for any vehicle damage or personal injury due to installation errors, misuse, or removal of Mishimoto products
- › If you need any assistance while installing our products, reach out to our Customer Service Team at 1-877-GOMISHI

## REQUIRED TOOLS


- 10MM SOCKET
- 3" EXTENSION
- RACHET

## INSTALLATION INSTRUCTIONS


**01.** Remove the bolts from the front guard and remove.



**02.** Remove the remaining bolts holding the center splash guard and remove. (Image on right)



**03.** Remove the rubber air dam from the stock oil cooler and install onto the Mishimoto skid plate as shown.




Continued on next page



**04.** Feed the front lip of skid plate above the lower lip of front bumper. Using the stock bolts, hand tighten a few bolts to hold the skid plate up.

**05.** Hand tighten bolts to front bumper and install bumper guard using supplied bolts and washers where shown



**06.** Hand tighten the stock bolts in the remaining mounting points, once all bolts are started torque all bolts down.



**Congratulations! You have completed your installation!**

## DISPOSAL INSTRUCTIONS

- › Do not dispose of any product as unsorted municipal waste. Use separate collection facilities. Contact your local authority for information regarding the collection systems available.
- › Never improperly dispose of any coolant, oil, or other chemicals.

## WARRANTY INFORMATION



- › All claims must be accompanied with a picture of the Mishimoto product showing the issue for which the claim is being submitted.
- › Mishimoto asks that the customer inspect their purchased item for any damage immediately upon arrival.
- › Any product deemed dead on arrival (DOA) must be claimed within 14 business days of delivery. Claims outside of this time frame will not be covered under the Mishimoto Lifetime Warranty.
- › This warranty does not include payment and/or reimbursement of the cost of labor in connection with the removal of any product returned pursuant to the warranty policy or in connection with the installation of any replacement items provided under the warranty policy.
- › Mishimoto has the right to refuse a claim at any time.

- › When Mishimoto accepts a claim, Mishimoto retains full discretion to choose if it will: (i) repair or replace purchaser's original Mishimoto product; (ii) replace purchaser's original Mishimoto product with the most current available model; or (iii) provide the purchaser with a gift card redeemable on [Mishimoto.com](https://www.mishimoto.com) in the amount of the original purchase price of the original Mishimoto product. The provision of a replacement of a Mishimoto product is subject to availability and Mishimoto retains the right to substitute any warranty claim item with a comparable item or credit at any time.
- › If Mishimoto determines that it will provide a replacement item in connection with a claim under this warranty policy, and such item is out of stock, Mishimoto will place the customer on backorder and ship the replacement product to the purchaser once it becomes available.
- › Mishimoto is not liable for incorrect shipments in connection with a claim if a claim form is completed incorrectly, or if a model number is not included in a claim.
- › If you have a vehicle equipped with an automatic transmission, please make sure to specify this within the text box on the claim form. Mishimoto is not responsible for incorrect replacement shipments if transmission type is not indicated.



**WARNING**  
Cancer and  
Reproductive Harm  
[www.P65Warnings.ca.gov](https://www.P65Warnings.ca.gov)

This product can expose you to chemicals which are known to the state of California to cause cancer. For more information visit: [www.p65warnings.ca.gov](https://www.p65warnings.ca.gov)