

# Installation instructions

For 2" / 50mm & 2-3/8" / 60mm  
Creeper Wheels

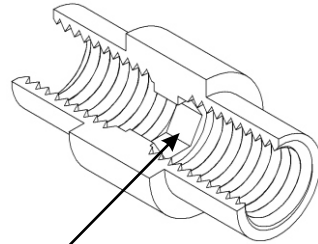
**ENERGY**  
**SUSPENSION**

1131 VIA CALLEJON, SAN CLEMENTE, CA 92673

## Parts list for 1 wheel only (multiply by 4 or 6, depending on the set you have).

- 1 - Wheel (2" / 50mm or 2-3/8" / 60mm).
- 1 - 15.08.91.38 (Threaded bearing spacer).
- 2 - 15.08.11.38 (608 bearings).
- 2 - 15.03.105.40 (.470" x .260" x .035" washer).
- 2 - 15.05.71.42 (1/4-28 x 3/8" cap screw).
- 1 - 17383 Instructions.

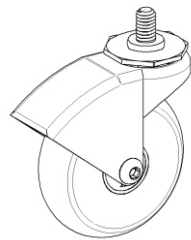
**Note:** Metal caster is not included, you must reuse your original hardware. For casters with riveted axle, grind off one side and use a punch to remove rivet, or, use a hacksaw and cut rivet off next to wheel (between wheel and caster).



Bearing spacer I.D. has a 5/32" hex for tightening the first bolt.

© 2003 Energy Suspension. All rights reserved.  
May not be reproduced, in any form, or by any means,  
without the written consent of Energy Suspension.

Metal caster not included.



Use 2 5/32" hex keys to tighten bolts.

15.05.71.42  
Cap screw

15.08.11.38  
608 bearing

15.03.105.40  
Flat washer

Replacement wheel

15.05.71.42  
Cap screw

15.08.91.38  
Bearing spacer.

15.08.11.38  
608 bearing.

15.03.105.40  
Flat washer

Washers go on the inside of metal caster.

# 17383

8/JUL/03 BRH  
Updated 26/NOV/03 BRH

# Installation instructions

For 2" / 50mm & 2-3/8" / 60mm  
Creeper Wheels

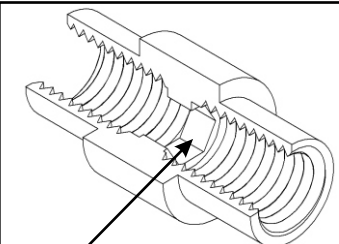
**ENERGY**  
**SUSPENSION**

1131 VIA CALLEJON, SAN CLEMENTE, CA 92673

## Parts list for 1 wheel only (multiply by 4 or 6, depending on the set you have).

- 1 - Wheel (2" / 50mm or 2-3/8" / 60mm).
- 1 - 15.08.91.38 (Threaded bearing spacer).
- 2 - 15.08.11.38 (608 bearings).
- 2 - 15.03.105.40 (.470" x .260" x .035" washer).
- 2 - 15.05.71.42 (1/4-28 x 3/8" cap screw).
- 1 - 17383 Instructions.

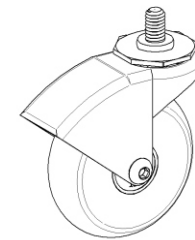
**Note:** Metal caster is not included, you must reuse your original hardware. For casters with riveted axle, grind off one side and use a punch to remove rivet, or, use a hacksaw and cut rivet off next to wheel (between wheel and caster).



Bearing spacer I.D. has a 5/32" hex for tightening the first bolt.

© 2003 Energy Suspension. All rights reserved.  
May not be reproduced, in any form, or by any means,  
without the written consent of Energy Suspension.

Metal caster not included.



Use 2 5/32" hex keys to tighten bolts.

15.05.71.42  
Cap screw

15.08.11.38  
608 bearing

15.03.105.40  
Flat washer

Replacement wheel

15.05.71.42  
Cap screw

15.08.91.38  
Bearing spacer.

15.08.11.38  
608 bearing.

15.03.105.40  
Flat washer

Washers go on the inside of metal caster.

# 17383

8/JUL/03 BRH  
Updated 26/NOV/03 BRH