

Installation instructions

87-92 Toyota Supra

Front Control Arm

Set # 8.3126




1131 VIA CALLEJON, SAN CLEMENTE, CA 92673

© 2008 Energy Suspension. All rights reserved.
May not be reproduced, in any form, or by any means,
without the written consent of Energy Suspension.

Note: It is recommended that this set be professionally installed if you are unfamiliar with this type of work, and a factory service manual be purchased prior to performing any work on your vehicle for proper disassembly, reassembly and torque specs. These instructions are intended for bushing removal and install of Energy Suspension polyurethane bushings, once you have removed the factory component from your vehicle.


LOWER CONTROL ARMS

STEP 1 - Mark alignment eccentrics prior to removing lower control.




STEP 2 - Use a chisel to bend the entire metal flange back.

STEP 3 - Use tubing with a 1-15/16" Inside Diameter to receive the bushing. Use an arbor or something similar to press out the bushing on a hydraulic press.



STEP 4 Use a half moon file and remove all burrs, wire brush the I.D to remove debris. Grease all bushings prior to install



UPPER CONTROL ARMS



STEP 1 - Remove upper control arm.

Use 1-15/16 I.D tubing and an arbor 1-3/8" O.D to press out bushing.



STEP 2 - Clean and lubricate I.D of control arm prior to installing any urethane bushings.



STEP 3 - After re-installing control arm, lubricate the outer flange of bushing and inside metal washers.

STEP 4 - Use your favorite thread lock and torque all hardware to factory specs.



PARTS LIST

- 4- 2749 Upper Control Arm Bushings
- 4- 2748 Lower Control Arm Bushings (Rear Facing Position)
- 4- 2747 Lower Control Arm Bushings (Front Facing Position)
- 4 -15.10.602.39 Upper Control Arm Sleeves (0.812" O.D x 0.562" I.D x 1.945"L)
- 4- 15.10.413.39 Lower Control Arm Sleeves (1.000" O.D x 0.640" I.D x 2.950"L)
- 1- 17521 Instruction Sheet
- 4- 9.11108 Grease (Different quantity supplied with master kit)

2747



2748



2747



2748



Front

17521

19/MAR/08 BPL

GREASE ALL PARTS THAT COME INTO CONTACT WITH POLYURETHANE