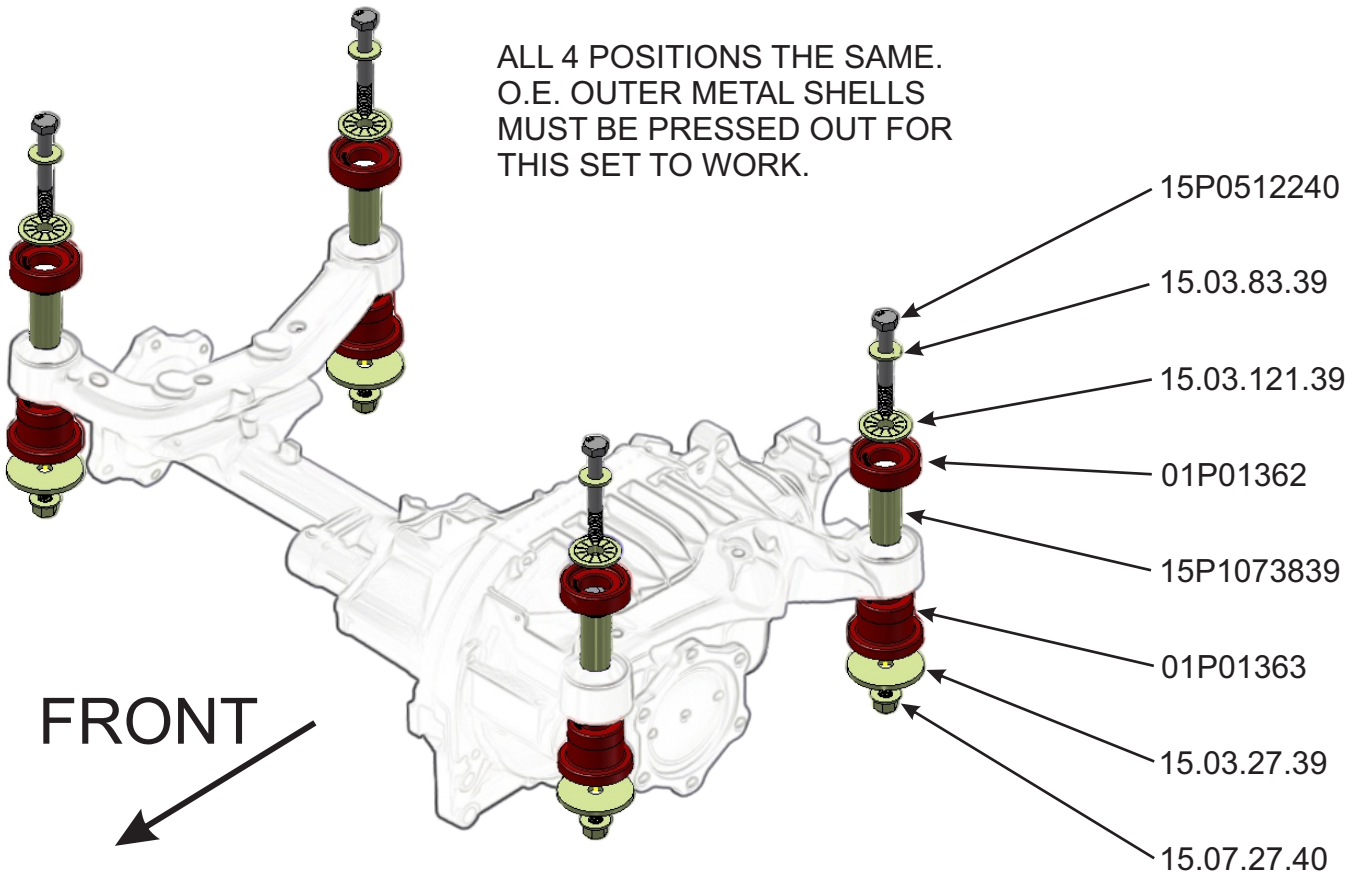

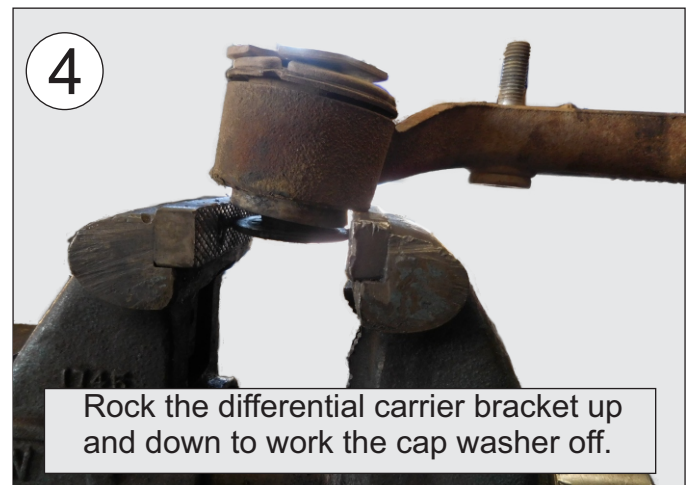
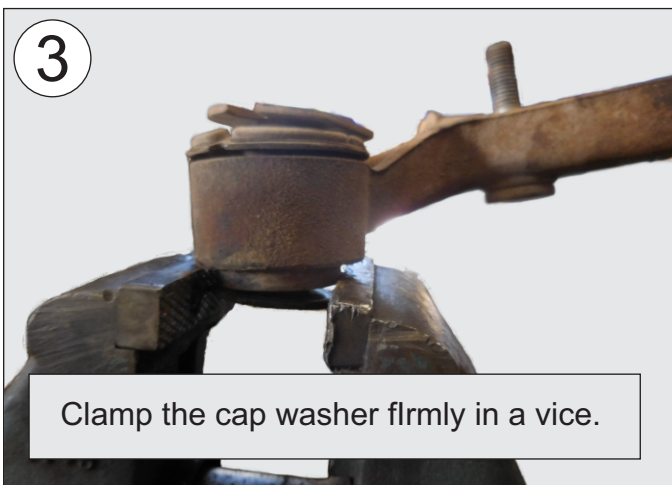
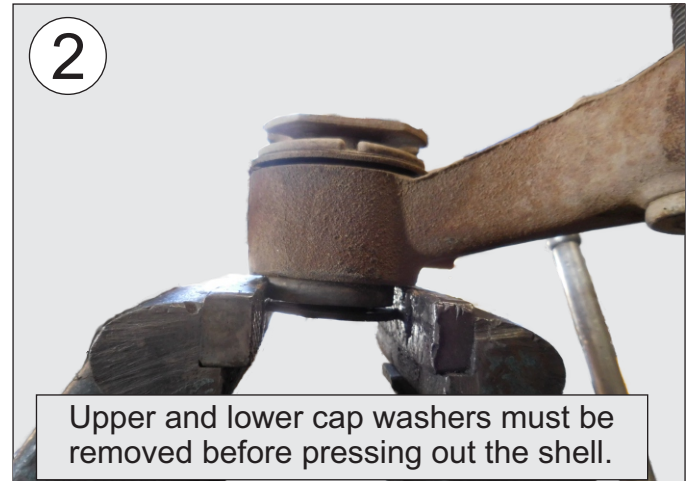




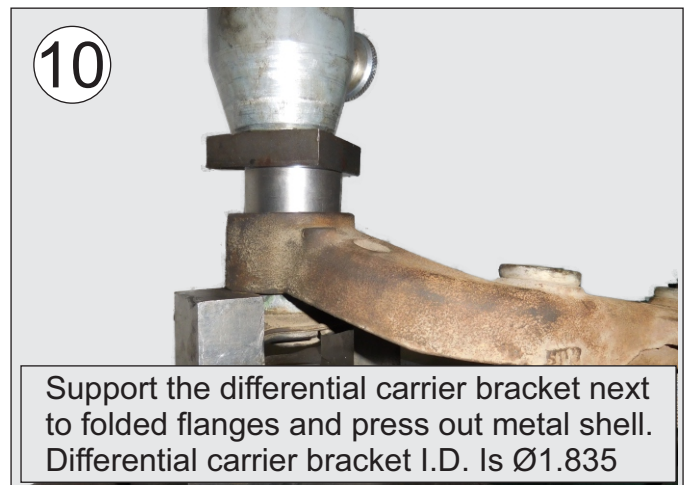



This instruction is intended as a guideline for the safe installation of Energy Suspension polyurethane bushings after original equipment has been removed from the vehicle. It is recommended that you utilize a qualified service center for the replacement of these components if you are unfamiliar with vehicle chassis and suspension repair work. Reference vehicle manufacturer's service manual for component removal and replacement procedures and torque specifications. Before beginning work, read these instructions thoroughly and verify that parts received match P/Ns and quantities in parts list. In the case of discrepancy, contact Energy Suspension Customer Service (949-361-3935). Because wheel alignment is altered when suspension components are removed and replaced, it is highly recommended that your vehicle be checked and adjusted by a qualified alignment shop prior to use. Energy Suspension parts are designed to work with vehicles in good state of repair. We cannot be held responsible for suspension or steering related problems occurring due to poor vehicle maintenance.

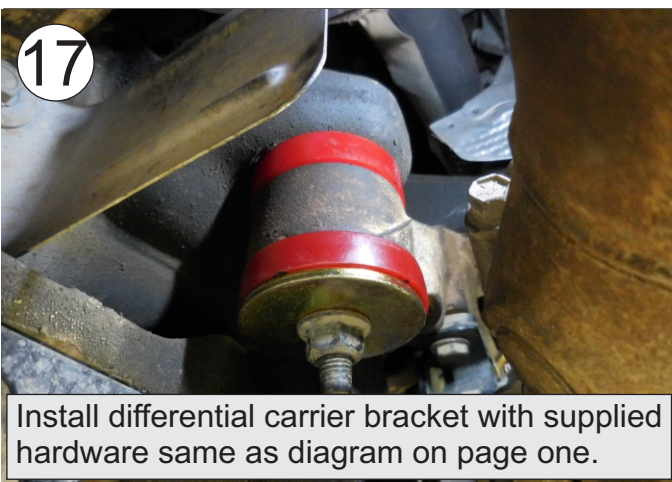


PARTS LIST

QTY:	P/N:	DESCRIPTION:
4	01P01362	DIFFERENTIAL BUSHING, UPPER
4	01P01363	DIFFERENTIAL BUSHING, LOWER
4	15.03.27.39	WASHER, 2.50" X .50" X .187"
4	15.03.83.39	WASHER, 1.063" X .50" X .113"
4	15.03.121.39	EMBOSSED CAP WASHER
4	15P0512240	BOLT, M12 X 1.75 X 90mm
4	15.07.27.40	FLANGE LOCK NUT, 12mm X 1.75
4	15P1073839	SLEEVE, 1.00" X .563" X 2.200"









Fastener Tightening Specifications

Differential Carrier Assembly Mounting Bolts and Nuts.
100 N.m
75 lb ft

Differential Carrier Bracket to Frame Nuts.
100 N.m
75 lb ft