

# Installation Instructions

## Set # 2-3103 & Set # 2-3104

**Must use existing outer metal shells. DO NOT REMOVE FROM CONTROL ARMS!!**

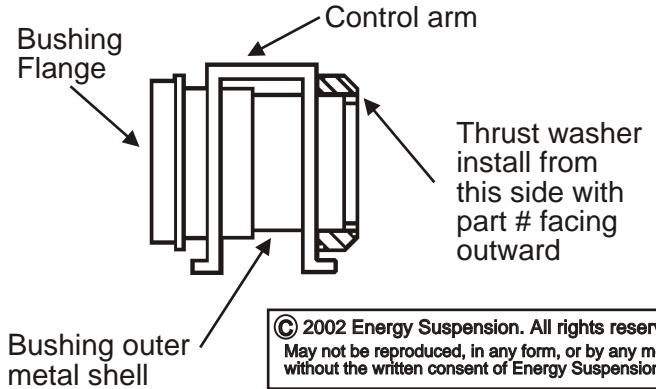
Remove old I.D. sleeve and old rubber from the shells  
Make sure the I.D. of the shells are clean and free of any old rubber

Apply a light coat of grease to the I.D. of the shell  
Apply a light coat of grease to the I.D., O.D. and the flange  
Apply a light coat of grease to the O.D. of the new metal sleeve

Install the bushing in the shell and install the sleeve last  
Apply a light coat of grease to the faces of the thrust washer that contacts the metal surfaces



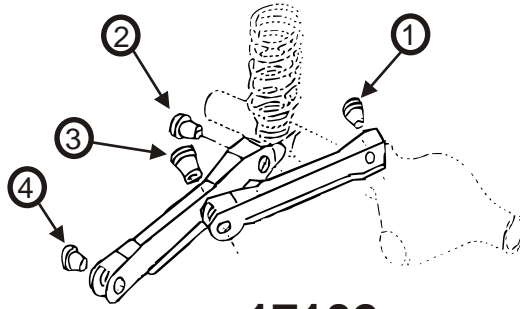
1131 VIA CALLEJON, SAN CLEMENTE, CA 92673



© 2002 Energy Suspension. All rights reserved.  
May not be reproduced, in any form, or by any means, without the written consent of Energy Suspension.

### Set # 2-3103

Position	Part #
1 & 3	3102-88 bushing 3117 thrust washer
2	3103-88 bushing 3116 thrust washer
4	3209 bushing 3226 thrust washer



**17102**

3/21/97 KN  
Updated 14/FEB/02 BRH

### Set # 2-3104

Position	Part #
1 & 3	3102-88 bushing 3117 thrust washer
2 & 4	3103-88 bushing 3116 thrust washer

# Installation Instructions

## Set # 2-3103 & Set # 2-3104

**Must use existing outer metal shells. DO NOT REMOVE FROM CONTROL ARMS!!**

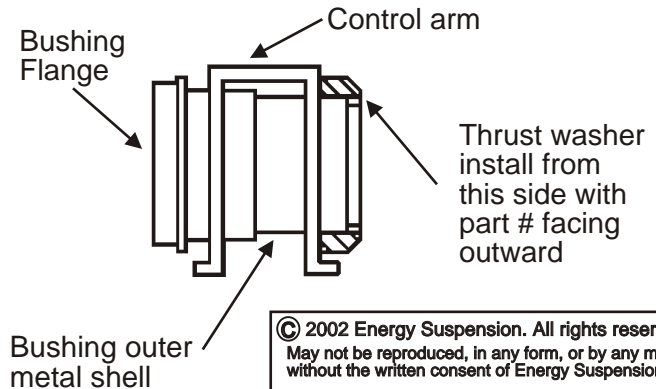
Remove old I.D. sleeve and old rubber from the shells  
Make sure the I.D. of the shells are clean and free of any old rubber

Apply a light coat of grease to the I.D. of the shell  
Apply a light coat of grease to the I.D., O.D. and the flange  
Apply a light coat of grease to the O.D. of the new metal sleeve

Install the bushing in the shell and install the sleeve last  
Apply a light coat of grease to the faces of the thrust washer that contacts the metal surfaces



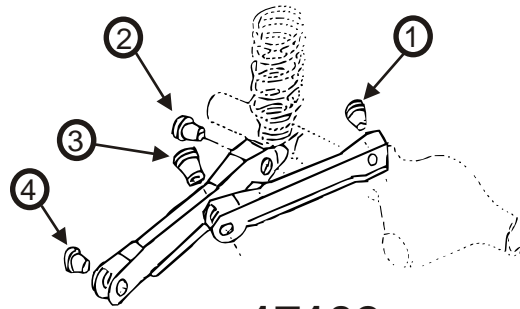
1131 VIA CALLEJON, SAN CLEMENTE, CA 92673



© 2002 Energy Suspension. All rights reserved.  
May not be reproduced, in any form, or by any means, without the written consent of Energy Suspension.

### Set # 2-3103

Position	Part #
1 & 3	3102-88 bushing 3117 thrust washer
2	3103-88 bushing 3116 thrust washer
4	3209 bushing 3226 thrust washer



**17102**

3/21/97 KN  
Updated 14/FEB/02 BRH

### Set # 2-3104

Position	Part #
1 & 3	3102-88 bushing 3117 thrust washer
2 & 4	3103-88 bushing 3116 thrust washer