

Installation instructions

For set # 15.3118
99-03 VW Golf A-4 Platform
Rear Axle Beam Bushings




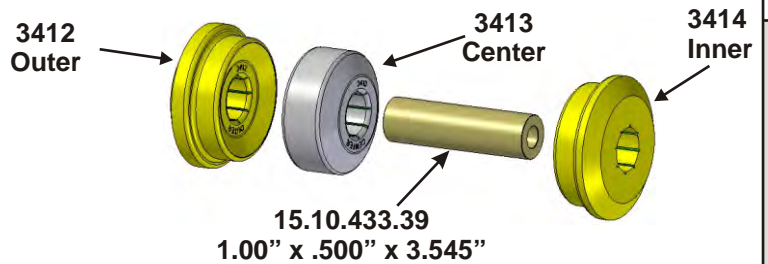
1131 VIA CALLEJON, SAN CLEMENTE, CA 92673

© 2003 Energy Suspension. All rights reserved.
May not be reproduced, in any form, or by any means,
without the written consent of Energy Suspension.


It is recommended that if you are unfamiliar with this type of work that you refer to a qualified service center specializing in this type of work. It is also recommended that if you choose to do this work yourself that a factory service manual be obtained for the proper procedures pertaining to removal, replacement and proper torque specifications for your vehicle. This instruction sheet is intended as a guideline for the safe installation of Energy Suspension's polyurethane bushings, once you have removed the factory suspension components from your vehicle. Wheel alignment is almost always disturbed when suspension components are removed or replaced. It is recommended that you have the alignment checked on your vehicle at a qualified alignment shop.

Parts list:

- 2 ea 3412 (outer bushing for both sides).
- 2 ea 3413 (center bushing for both sides).
- 2 ea 3414 (inner bushing for both sides).
- 2 ea 15.10.433.39 (1.00" x .500" x 3.545" sleeve).
- 6 ea 9.11108 (Formula 5 Prelube).



Refer to the shop manual for the safe removal of axle, brake line bleeding, torque specs and alignment of your vehicle.

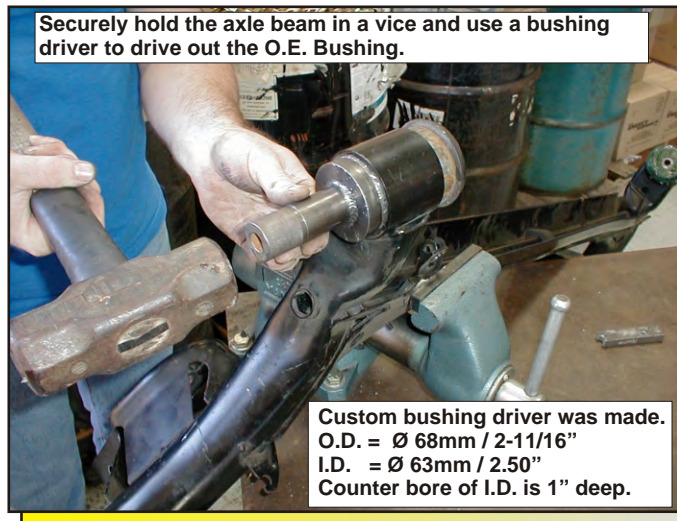


Hydraulic bonded rubber bushing have a metal outer shell.

Bonded rubber bushing have composite outer shell.

WARNING: Do not apply heat or burn out either bushing, both can cause toxic vapor.

Both styles of axle beams must have the outer shell removed. The I.D. of both axle beams is $\text{Ø}68.8\text{mm} / 2.710\text{''}$.



Securely hold the axle beam in a vice and use a bushing driver to drive out the O.E. Bushing.

Custom bushing driver was made.
O.D. = $\text{Ø} 68\text{mm} / 2-11/16\text{''}$
I.D. = $\text{Ø} 63\text{mm} / 2.50\text{''}$
Counter bore of I.D. is 1" deep.



Apply grease to all metal parts that contact the polyurethane bushings.

17399

26/SEP/03 BRH