

Modular Surge Tank DW3.5L (6-000-35ST)



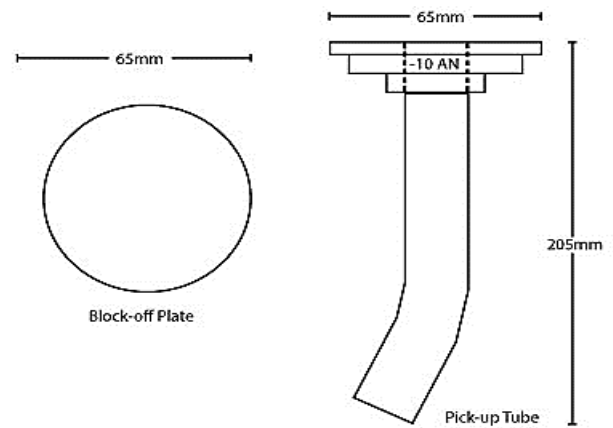
The DW Modular 2.5L Surge Tank is a universal product for racing and high horsepower applications where traditional in-tank pumps do not meet the needs of the build. Motorsports surge tanks provide a small fuel reserve to avoid fuel starvation in high G corners and low fuel tank levels. The new DW Modular Surge Tanks take all the functionality of traditional motorsports surge tanks and added compact packaging, decreased pump noise, and increased flexibility. In addition to providing a reserve of fuel, the DW Modular Surge Tanks provide an ideal location for mounting additional fuel pumps to supplement an inadequate in-tank pump.

Specifications

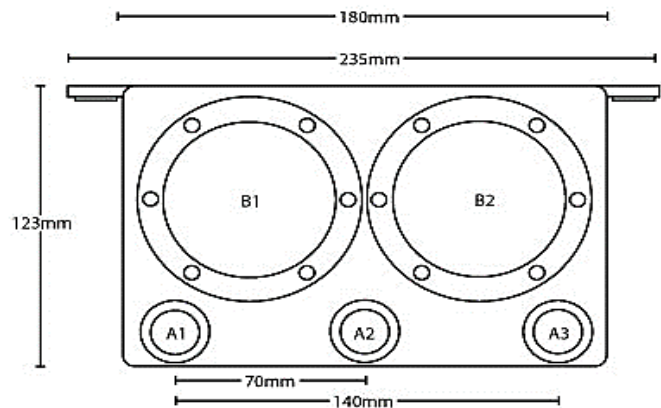
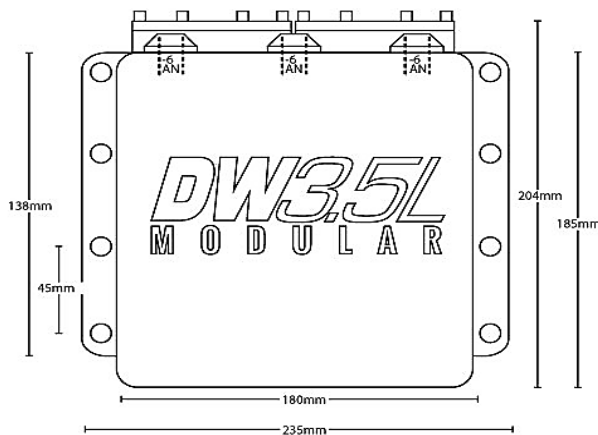
Weight	3.8lbs (Empty w/ Zero Pumps)
Material	Anodized Aluminum
Modular Design	One, Two or External Pumps
Warranty	3 Year
Single Pump HP	Approx 750 HP
Dual Pump HP	Approx 1200 HP

Port Configuration	A1	In From Feeder Pump
	A2	Out To Primary Tank
	A3	Return from Pressure Regulator

Dimensions



Dimensions



THIS PRODUCT MAY BE USED SOLELY ON VEHICLES USED IN SANCTIONED COMPETITION WHICH MAY NEVER BE USED UPON A PUBLIC ROAD OR HIGHWAY, UNLESS PERMITTED BY SPECIFIC REGULATORY EXEMPTION