



## MK6 VW JETTA 2.5L SPORTWAGEN EXHAUST INSTALLATION GUIDE

Thank you for your purchase of the **AWE Tuning MK6 VW Jetta 2.5L Sportwagen Track Edition or Touring Edition Exhaust System**. For up to the minute fitment information, be sure to visit the MK6 VW Jetta section of [www.AWE-Tuning.com](http://www.AWE-Tuning.com).

As always, AWE Tuning performance specialists are standing by for any questions, at 215-658-1870, or [performance@AWE-Tuning.com](mailto:performance@AWE-Tuning.com).

Let's go!

# PARTS LIST

## TOURING EDITION:

- 1 Front section (part A25)
- 1 Resonator section (part HF)
- 1 Mid muffler section (part UH)
- 1 Over-axle tube (part HD)
- 1 Touring Edition rear section (part GF)
- 2 90mm slash cut exhaust tip (silver or black)
- 4 63.5mm Accu-Seal clamps
- 2 Hanger lock collar
- 1 Allen key

## TRACK EDITION:

- 1 Front section (part A25)
- 1 Resonator section (part HF)
- 1 Mid muffler section (part UH)
- 1 Over-axle tube (part HD)
- 1 Track Edition rear section (part GE)
- 2 90mm slash cut exhaust tip (silver or black)
- 4 63.5mm Accu-Seal clamps
- 2 Hanger lock collar
- 1 Allen key

## STEP 1



Installation of the AWE Tuning performance exhaust system is the reverse of the removal OEM exhaust.



Always refer to the manufacturer service manual for precise torque specifications on all OEM fasteners.

Remove the factory cat back exhaust system. Cutting at the center set of dots, at arrow in **Figure 1**, will allow the stock exhaust to be re-installed in the future, by using factory clamp part number 1K0 253 141N.




FIGURE 1

## STEP 2

Please note that the sleeve clamp between the downpipe and the cat back exhaust is re-used when installing the AWE Tuning exhaust (at arrow in **Figure 2**).




FIGURE 2


## STEP 3

Once the exhaust system is properly adjusted, install a hanger post clamp on each of the hanger posts, as shown at arrow in **Figure 3**. Slide the clamp onto the hanger post so that it sits snug against the rubber element, and then tighten down with the enclosed Allen wrench.

These clamps will keep the exhaust from sliding laterally under usage and will keep the tips properly aligned in the valence openings.

**Set final tip rotation, stagger, and overall length. Then tighten their integrated clamps until the tips will not rotate, then do an additional full turn on the nut.**

Please note that all stainless steel exhaust systems will “grow” in length approximately 1” when fully warmed up, and you may want to adjust the tip lengths at this time in anticipation of this growth.



## ENJOY!



# CARE

Once installed properly, your AWE Tuning performance exhaust will provide years of trouble-free performance.

The exhaust volume and sound will settle with usage; 800-1000 miles is required to break-in new exhaust systems.

Also please note that the rear Helmholtz resonator on Touring Edition has a small drain hole to allow condensation to escape. Water drops from this area are normal.

Periodic cleaning of exhaust tips is necessary to maintain proper finish, especially in areas prone to road salt and caustic deicing solutions. Use a mild soap and water solution or car wax to clean the finish. Avoid using metal polishes, as they can scratch the finish.

Any questions or comments,  
please do not hesitate to contact us:

## AWE Tuning

199 Precision Drive  
Horsham, PA 19044

215-658-1670  
performance@AWE-Tuning.com

# WARRANTY

## Summary:

This warranty is in place for all AWE Tuning brand products, and works in conjunction with any incremental specific product warranties or guarantees as listed on AWE-Tuning.com. This warranty protects against manufacturer defect. A performance car is only as strong as its weakest link. Therefore, it is vital that you maintain your vehicle to factory specifications. By installing or using the purchased product, the Consumer accepts this warranty and any specific Manufacturer warranties enclosed. The following warranty is valid only in the United States and Canada. The Manufacturer's full warranty applies to all products sold.

## Covered:

All AWE Tuning brand products against manufacturer defect. Please note that special order items are not returnable.

## Period:

Secor Ltd. (AWE Tuning) warrants this **MK6 Jetta 2.5L Sportwagen Touring or Track Edition Exhaust System** to the original retail purchaser (Consumer) against manufacturer's defects as follows: **ONE (1) YEAR on exhaust tip finish, TWO (2) YEAR on balance of parts**, from purchase date from AWE Tuning directly or from AWE Tuning authorized retailer. Proof of purchase will be required.

## Condition of system:

In the event of a return, product must be returned with no signs of abuse, incorrect installation, forced installation, motorsports usage, or product altering whatsoever. Actions will be granted upon receipt of product at AWE Tuning, after inspection.

## Action:

Returns and warranty claims MUST BE HANDLED THROUGH ORIGINAL LOCATION OF PURCHASE. Upon verification of warranty coverage, AWE Tuning will, at its sole option, repair, replace or consult toward remedy for the defective product, without charge. This is the only remedy the Consumer has for any loss or damage, however arising, due to nonconformity in or defect of the product. This warranty does not cover consequential damage, loss of time or revenues, labor, inconvenience, loss of use of vehicle, shipping, damage to the vehicle or components, or other incidental or indirect damage.

## Labor:

Labor is not covered.

## Shipping:

Shipping charges are not covered.

## Restocking:

AWE Tuning reserves the right to charge a 20% restocking fee for products that are returned.

## Exclusions:

Use of product in Motorsports or Racing conditions is grounds for warranty denial. Motorsports and Racing is an inherently abusive operational condition, and it is impossible to warranty for this type of usage. Warranties may be voided if product is not installed by an authorized AWE Tuning dealer. Warranties will be voided if product is improperly serviced, modified, or used in a way not intended by the Manufacturer. The Consumer is responsible for ensuring that the product is installed in a safe and proper manner, and should cease usage of the product immediately if an unsafe or improper condition is noted. If an unsafe or improper condition is noted, the Consumer should then immediately contact the facility where the product was installed, or AWE Tuning.

## Other:

EXCEPT AS EXPRESSLY SET FORTH ABOVE, AWE TUNING MAKES NO WARRANTY, EXPRESS OR IMPLIED, AS TO ANY MATTER WHATSOEVER INCLUDING ANY IMPLIED WARRANTY OF MERCHANTABILITY OR FITNESS FOR A PARTICULAR PURPOSE. IN NO EVENT SHALL AWE TUNING BE LIABLE FOR ANY SPECIAL, INCIDENTAL, INDIRECT OR CONSEQUENTIAL DAMAGES HOWEVER CAUSED, ON ANY THEORY OF LIABILITY, AND WHETHER OR NOT AWE TUNING HAS BEEN ADVISED OF THE POSSIBILITY OF SUCH DAMAGES. AWE Tuning's sole liability on any claim of any kind, whether in contract, tort, or otherwise, for any loss or damage arising out of, connected with, or resulting from the manufacture, sale, delivery or use of the products sold hereunder shall in no case exceed the amount actually paid to AWE Tuning for the applicable product. These limitations shall apply notwithstanding any failure of essential purpose of any limited remedy.