




D-Force EGT Plugin Module Part #3830

Kit Contents:



Head Office/Australia
Go Fast Bits
www.gfb.com.au
sales@gfb.com.au
Ph: +612 9534 0099

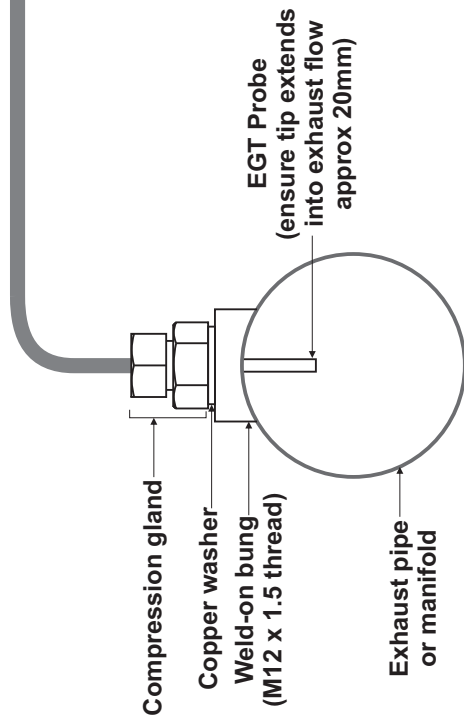
WIRING DIAGRAM

Engine Bay

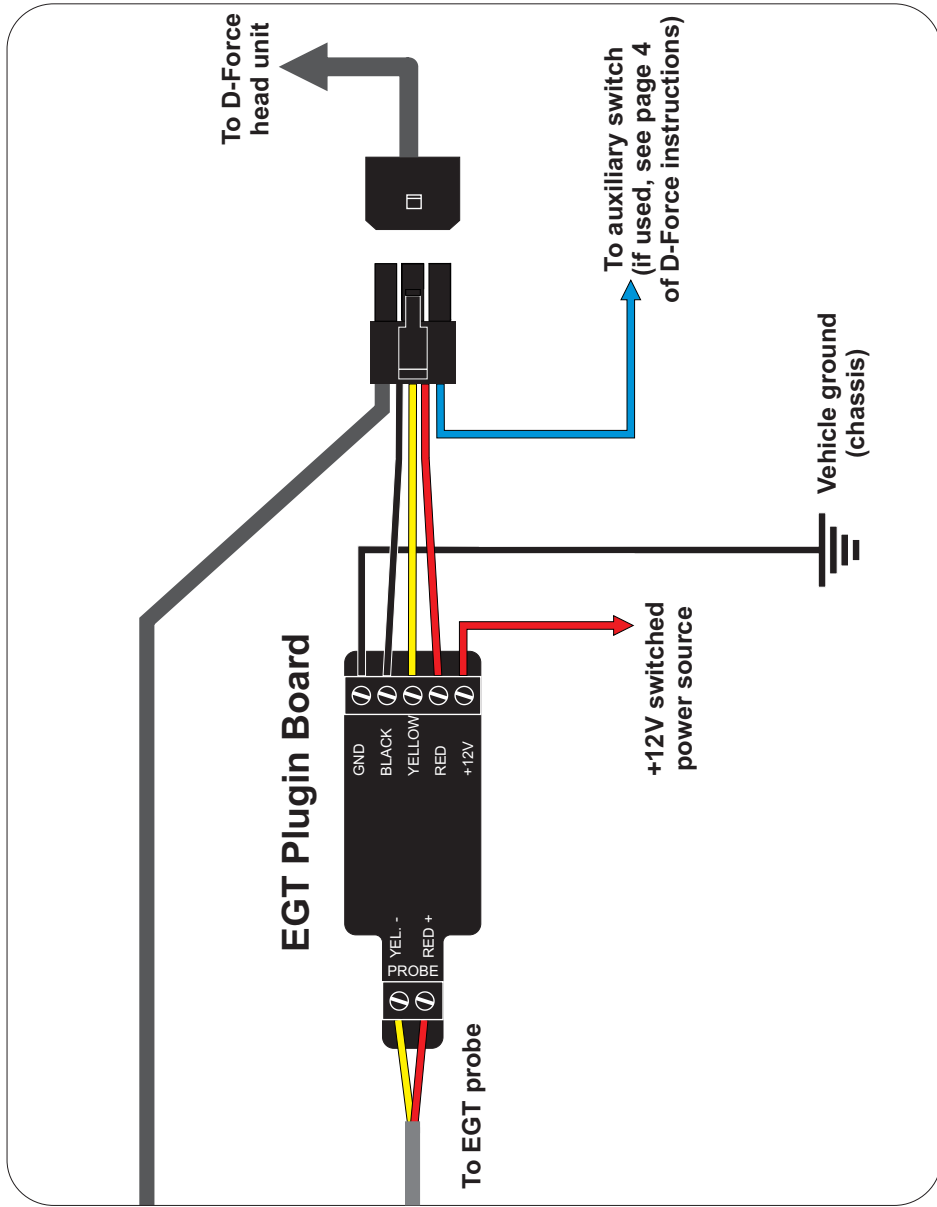
To Boost Control Solenoid



NOTE: EGT probe can be mounted before or after turbo, but note the exhaust temperature will differ between these two locations.



Vehicle Interior



The EGT Plug-in board is designed to connect inline with the existing D-Force wiring loom via screw terminals. Take careful note of the wiring diagram above and double-check all connections before powering the unit up.

Once the EGT Plug-in Board and probe are connected, the D-Force will now allow access to the EGT menu items. Please refer to the D-Force instructions for more information. Instructions are supplied with the D-Force and are also available on the GFB website at www.gfb.com.au/tech/installation